

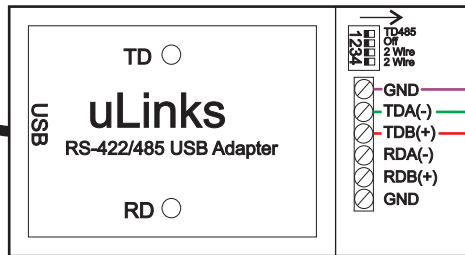
# CLS200 to B&B Converter Model ULINX™ USOPTL4 USB to RS-485 Adapter using Modbus RTU



USB Port

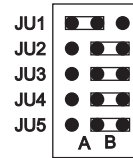
PC Software Protocol - Modbus RTU

Set DIP switches ON

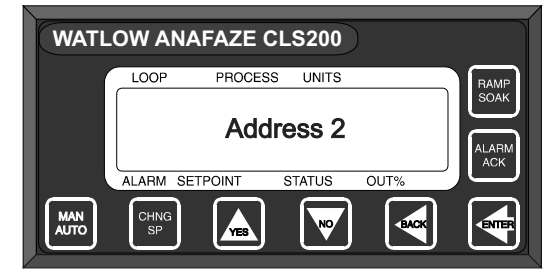
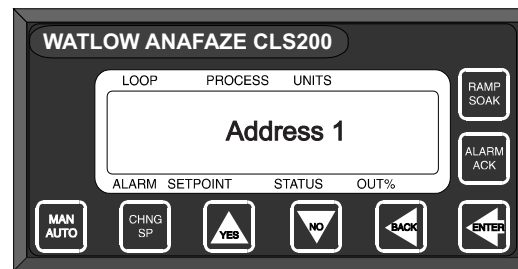
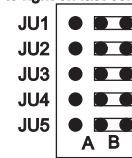


Data format  
8 data bits  
no parity  
1 start bit  
1 stop bit

Set communications protocol to Modbus  
in Global Menu  
Set jumpers inside controller

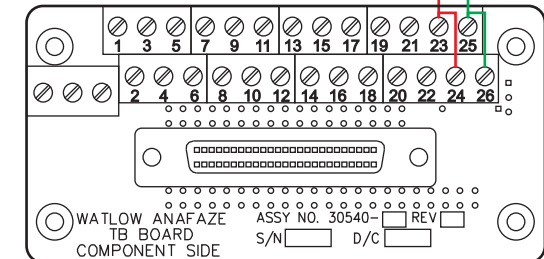
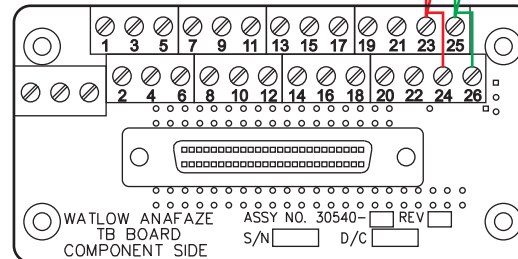


Set communications protocol to Modbus  
in Global Menu  
Set jumpers inside controller  
JU1 to right on last controller



Use twisted pair wires such as Cat 5 cabling.  
Do not route with power carrying conductors.  
Daisy chain wire up to 32 devices.

Earth Gnd



Watlow CLS200 Series with B&B electronics  
Model uLinks USOPTL4  
USB to RS-485 Adapter

**Caution: Use only optically isolated converters  
with CLS200 Series products.**

Example communication wiring diagram

Drawing created 04/02/2015  
components subject to change