

## Modular SCR Power Controller for Custom Tailoring to the Application



The QPAC SERIES from Watlow® is a modular Silicon Controlled Rectifier (SCR) power controller with plug-in features for flexibility. Bases are rated from 150 to 1000 amperes in one-phase and three-phase, two leg.

A variety of transformers from 120 to 480VAC along with 50/60Hz operation enable the QPAC to operate in applications anywhere. Plug-in control cards set the QPAC's SCR firing modes; solid state contactor, burst firing (zero cross) or phase-angle models are available with a wide variety of options. This power controller includes 200KA short circuit current rating (SCCR) and high speed fuses to minimize damage in the event of a short circuit.

### Typical Applications

- Furnace and ovens
- Petrochemical
- Heat treating
- Duct heating
- Environmental chambers
- Kilns

### Features and Benefits

#### 200KA short circuit current rating (SCCR)

- Minimizes damage in the event of a short circuit

#### Modular power controller

- Unit base can be fitted with a variety of plug-in transformers and control cards

#### Available in 150 to 1000 ampere ratings

- Handles large or small loads

#### Available in solid state contactor, burst firing (zero cross) or phase-angle fired mode

- Meets most application requirements

#### Rugged design for 122°F (50°C) ambient operation

- Full rating of the power controller can be used in industrial applications

#### Semiconductor fuses and snubber protection included

- Protects the SCR from voltage or current surges or spikes

#### Open heater or shorted SCR detector option

- Diagnostic capabilities

#### UL® 508 listed and C-UL® up to 1000 amperes

- For applications requiring agency approvals

## Specifications

### Operation

#### Modular controller base with plug-in card and transformer

- Plug-in control cards
  - Solid state contactor, dc input
  - Burst fire control, fixed or variable time base
  - Phase-angle fire control
  - Phase-angle control with soft start and current limiting
- Plug-in transformers (50/60Hz)
- 120, 208, 240, 380, 415, 480VAC operation

#### Power bases

- 1-phase (Q01), 1 pair of SCRs
- 3-phase (Q32), 2 leg control, 2 pair SCRs
- Resistive load only, burst firing only

#### Agency Approvals

- UL® 508 and C-UL® listed, 150 to 300A all configurations, File #E73741
- UL® 508 and C-UL® listed, 400 to 1,000A on Q01 and Q32, up to 480VAC

#### Control Card Inputs

##### (CD) Solid state contactor, dc input

- On, 4-32VDC; off, 0.5VDC
- Built-in noise reduction network

##### (BF) Burst firing control fixed time base

- Process input factory set @ 4-20mA DC
- Input impedance 250Ω (clip resistor for 5kΩ impedance voltage input), or manual control input
- Time base 4 seconds (clip resistor for 1 sec)

##### (BV) Burst firing control, variable time base

- Process input factory set @ 4-20mA DC
- Input impedance 250Ω (clip resistor for 5kΩ impedance voltage input), or manual control input. Requires an accessory bias and gain card to calibrate for 0-5VDC input

##### (AF) Phase-angle control

- Process input factory set @ 4-20mA DC
- Input impedance 250Ω (clip resistor for 5kΩ impedance voltage input), or manual control input
- Soft start approximately 6 seconds upon power-up, 1 second upon set point change

##### (AL) Phase-angle control with current limit

- Process input factory set @ 4-20mA DC
- Input impedance 250Ω (clip resistor for 5kΩ impedance voltage input), or manual control input
- Soft start approximately 10 seconds upon power-up, 1 to 2 seconds upon set point change
- Current transformer included

#### Open Heater/Shorted SCR Detector

- Zero cross/burst fire models only
- Triac output
- 24 to 240VAC, 300mA @ 77°F (25°C), 125mA @ 176°F (80°C)
- Energizes on alarm
- Holding current 200μA min.
- Latching current 5mA typical

### Outputs

- 120 through 480VAC
- 1 or 2 pole
- 150 to 1000A per pole
- SCCR, 200KA with original equipment specified semiconductor fusing

#### Line Voltage / Power

- 50/60Hz ac line frequency, Q32 models are 50/60Hz calibration dependent
- Voltage: ±10%, 120, 208, 240, 277, 380, 415, 480VAC

#### Line Voltage Compensation

- 10% Δ in line, 2% Δ in load in the 30 to 70% power region (AF, AL and BV)

#### Power Dissipation (Watts)

- 1.5 W/A per controlled leg

#### Isolation

- Command signal to load 1250VAC min.

#### Linearity

- 2%, 30 to 70% power region (All units except CD)

#### Off-State Leakage Current

- 20mA @ 480VAC

#### SCR Protection

- Semiconductor fuses provided dv/dt 200V/μsec min.
- RC snubber network standard
- (Q32) 3rd leg fuse kit may be used, but not required, with 3-phase, 2 leg models

#### Mounting

- Heat sink fins must be mounted in vertical orientation

#### Operating Environment

- 32 to 122°F (0 to 50°C)
- 0 to 90% RH, non-condensing
- 2,000 meters altitude

#### Storage Temperature

- -40 to 185°F (-40 to 85°C)


#### Options

- Manual Control Kit for process input cards (1kΩ potentiometer) #08-5362
- 240VAC and 120VAC cooling fans

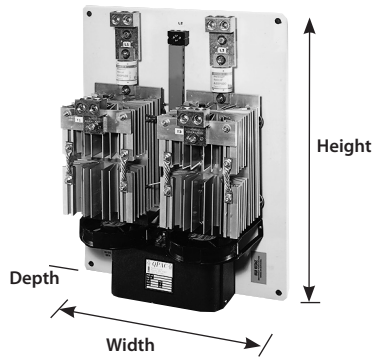
#### QPAC Weight Chart

Amps	Phase			
	1Ø/Q01		3Ø, 2-leg/Q32	
	lb	(kg)	lb	(kg)
150	15	(6.8)	36	(16.3)
200	15	(6.8)	36	(16.3)
300	15	(6.8)	36	(16.3)
400-600	44	(20.0)	85	(38.5)
800-1000	49	(22.2)	120	(54.4)

## Case Styles



Style C



Style E

## QPAC Dimensions

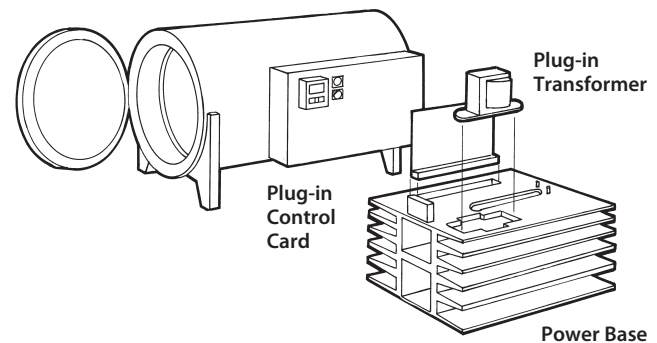
Q01				
Style	Amps	Height (H) in. (mm)	Width (W) in. (mm)	Depth (D) in. (mm)
C	150	13 (330)	6.9 (175)	10.25 (260)
C	200	13 (330)	6.9 (175)	10.25 (260)
C	300	13 (330)	6.9 (175)	10.25 (260)
E	400-600	27 (685)	17 (430)	11.7 (300)
E	800-1K	27 (685)	17 (430)	13.3 (340)

Q32				
Style	Amps	Height (H) in. (mm)	Width (W) in. (mm)	Depth (D) in. (mm)
C	150	13 (330)	13.7 (350)	10.25 (260)
C	200	13 (330)	13.7 (350)	10.25 (260)
C	300	13 (330)	13.7 (350)	10.25 (260)
E	400-600	27 (685)	21 (535)	11.7 (300)
E	800-1K	33 (840)	21 (535)	13.3 (340)

## Applications Sketch

In heat treating applications, the QPAC offers modular flexibility. Different heater elements require different control firing modes: i.e., tungsten elements need phase-angle firing, while nichrome elements use burst (zero cross) firing.

Shipping the furnace to different countries could require different voltage sources (and thus transformers): i.e., U.S. 240 or 480 volt, Australia 415 volt; Europe 380 or 400 volt. By simply changing plug-in transformers, the OEM can ship anywhere in the world.



## Ordering Information

QPAC - Modular power controller; phase angle or zero cross, fuse(s) and holder(s) included.

Part Number

①	② ③	④ ⑤	⑥	⑦ ⑧ ⑨	⑩ ⑪	⑫
Q	Phase	Operating & Output Voltage	Cooling Fan Voltage	Output Current (Amps)	Input Control Card	Open Heater/Shorted SCR Detector

② ③	Phase
01 =	1-phase
32 =	3-phase, 2-leg (Optional 3rd leg fuse kit extra)

④ ⑤	Operating and Output Voltage
12 =	120VAC
20 =	208VAC
24 =	240VAC
27 =	277VAC
38 =	380VAC
41 =	415VAC
48 =	480VAC

⑥	Cooling Fan Voltage
1 =	120VAC; required on all 3-phase models
2 =	240VAC; required on all 3-phase models

**Notes:**

- Customer to supply wiring and hook-up.
- All cooling fans rated at 20 W each, must be wired by customer.

⑦ ⑧ ⑨	Output Current (Amps)
150 =	150A
200 =	200A
300 =	300A
400 =	400A
500 =	500A
600 =	600A
800 =	800A
01k =	1000A

⑩ ⑪	Input Control Card
CD =	Zero cross dc input (08-5286) contactor 4-32VDC
BF =	Zero cross, fixed time base (08-5289) 4-20mA dc
BV =	Zero cross, variable time base (RPC-5342) 4-20mA dc
AF =	Phase-angle fired, not available on Q32 (08-5288) 4-20mA ac
AL =	Phase-angle fired w/current limit (RPC-5411) 4-20mA, not available on Q32. AL option includes one current transformer and one interstage transformer.

⑫	Open Heater/Shorted SCR Detector
0 =	None
1 =	1-phase operation
2 =	3-phase operation

**Notes:**

- The open heater/shorted SCR detector is for burst fire operation only.
- Includes one current transformer for 1-phase and two current transformers for 3-phase and one interstate transformer.

## Accessories

Manual Control Kit		08-5362
150A :	5A Current Transformer	16-0008
200A :	5A Current Transformer	16-0045
300A :	5A Current Transformer	16-0073
400A :	5A Current Transformer	0004-0286-0400
500A :	5A Current Transformer	0004-0286-0500
600A :	5A Current Transformer	0004-0286-0600
800A :	5A Current Transformer	0004-0286-0800
1,000A :	5A Current Transformer	0004-0288-1000
5A :	20mA Interstage Transformer	16-0176

Watlow® and DIN-A-MITE® are registered trademarks of Watlow Electric Manufacturing Company.

UL® and C-UL® are registered trademarks of the Underwriter's Laboratories, Inc.

*Powered by Possibility*

To be automatically connected to the nearest North American Technical Sales Office:

**1-800-WATLOW2 • www.watlow.com**  
**inquiry@watlow.com**

**International Technical Sales Offices:**

<b>Austria</b>	+43 6244 20129 0	<b>India</b>	+91 40 6661 2700
<b>China</b>	+86 21 3532 8532	<b>Italy</b>	+39 02 458 8841
<b>France</b>	+33 1 41 32 79 70	<b>Japan</b>	+81 3 3518 6630
<b>Germany</b>	+49 7253 9400 0	<b>Korea</b>	+82 2 2169 2600

<b>Mexico</b>	+52 442 256 2200
<b>Singapore</b>	+65 6773 9488
<b>Spain</b>	+34 91 675 1292
<b>Taiwan</b>	+886 7 288 5168
<b>UK</b>	+44 115 964 0777