

# Accessories

Product	Description	Page
<b>EZ-ZONE® RUI and Gateway</b>	Remote user interface and communications device	<b>385</b>
<b>Communication Adapters</b>	Devices that bridge between serial networks	<b>386</b>
<b>Combined Branch and Semiconductor Fuses</b>	Provide required protection for short circuit current rating (SCCR) and meet electrical code for branch circuit protection	<b>388</b>
<b>Semiconductor Fuses</b>	Disconnect power from loads to protect people and property in case of a failure	<b>390</b>
<b>Current Transformers</b>	Detect and measure load currents	<b>391</b>
<b>Panel Mount Adapter Plates</b>	Provide convenient, cost saving way to replace large old controllers with new, modern smaller models in existing control panels	<b>392</b>
<b>Arc Suppression and EMI Filters</b>	Protect controller outputs and reduce noise emissions	<b>392</b>
<b>Power Supplies</b>	UL® Class 2 power supplies for controllers that require DC power	<b>393</b>





# Accessories

## EZ-ZONE® RUI and Gateway

The EZ-ZONE® Remote User Interface (RUI and communications gateway) can be utilized as a communication gateway device to save cost, space and wiring when digital communications is being used with two or more EZ-ZONE controllers. The EZ-ZONE RUI can also serve as a display for showing all parameter values for up to 16 EZ-ZONE controllers, again saving cost, space and wiring expenses.

### Indicator Features and Benefits—Remote User Interface (RUI)

#### Single user interface device or location to access multiple controllers

- Easy accessibility to all controllers and all parameters from a central location by using one RUI display
- Reduces component material costs by using a single RUI to display multiple control zones
- Eliminates cost and complexity from bringing all controller related input and output wiring to the front panel

#### Flexible use of a display interface

- Can be used when needed during normal machine production, for OEM prototype design purposes or for remote troubleshooting scenarios
- Ability to use more than one RUI indicator to display additional data including temperature and current (ammeter) to improve user system interface

### Communications Gateway Features and Benefits

#### A single RUI and gateway provides field bus access for up to 16 EZ-ZONE controllers

- Lowers solution cost when field bus communications is required for multiple loops

#### Expand communication protocols to all EZ-ZONE controllers

- Ability to utilize multiple communication protocols for different user preferences. Flex between different communication protocols while still maintaining a reduced level of inventory



#### Delivers multiple communication protocol options

- Ability to connect EZ-ZONE controllers to communication networks utilizing
  - Modbus® RTU
  - DeviceNet™
  - Ethernet/IP™
  - Modbus® TCP
  - PROFIBUS DP

#### Additional Features

##### EZ-ZONE P3T armor sealing system

- Complies with NEMA 4X, IP65 RUI
- Offers water and dust resistance, can be cleaned and washed down

##### EZ-KEY (RUI)

- Programmable EZ-Key is a functional key programmable by the user to perform simple one-touch operation of repetitive user activities

##### Compact package

- Reduces required panel size for 1/16 DIN
- Utilizes less depth behind panel allowing for mounting in tight spaces

##### Touch-safe package

- Complies with IP2X which increases safety for user

##### Agency approvals: UL® listed, CSA, CE, RoHS, W.E.E.E., SEMI F47-0200, Class 1, Div. 2 rating on selected models

- Meets applications requiring agency approvals

**For detailed product and ordering information, see the full EZ-ZONE RUI and Gateway product section located on pages 341 through 344.**

## Communication Adapters

Laptop and personal computers generally include Universal Serial Bus (USB) ports that allow them to communicate with other devices such as printers and digital cameras and Ethernet ports that are typically connected to office networks. Industrial devices such as process and temperature controllers may have Ethernet interfaces or EIA-485 communication interfaces (also known as RS-485). Watlow® offers adapters that provide simple and reliable solutions to connecting these devices to computers.

These compact serial converters offer several features that make them ideal for use in applications in which Watlow controllers communicate with a computer via Modbus® or standard bus.

### Features and Benefits

#### Adds communication ports to computer

- Supports using computer software with industrial products
- Eliminates the need to add a communication card to the computer

#### USB connection to computer (0847-0326-0000)


- Adds a communications port to a computer with USB
- Automatically configures on Windows® 10, 8, 8.1 and 7
- Eliminates need for external power supply
- Includes cable

#### Screw terminals

- Connects to standard 485 network wiring with no need for additional components

#### USB to Ethernet (0847-0400-0000)

- Provides additional local Ethernet network for communicating with controllers
- Eliminates need to connect controller to the office network or disconnect PC from the office network



**0847-0326-0000**  
**USB to 485,**  
**Screw Terminals**



**0847-0400-0000**  
**USB to Ethernet, RJ45**

## Communication Adapters

### Specifications

Specification	0847-0326-0000	0847-0400-0000
Connection to computer	USB type A	USB type A
Computer interface	USB 1.0, 1.1 and 2.0	USB 1.0, 1.1 and 2.0
Connection to serial network	Removable terminal block	RJ-45 female
Serial network	Half duplex 485 (2-wire)	IEEE 802.3, 802.3u and 802.3ab (10BASE-T, 100BASE-TX and 1000BASE-T) compatible
Communication speed	300 to 921K baud	10/100/1000 Mbps (USB 3.0)
Echo jumper	No	Crossover detection and auto-correction (Auto MDIX)
Optical isolation: data-to-ground and computer-to-network	None	None
Port powered	Yes	Yes
Cable length	39 in. (1 m)	5.2 in. (132 mm)
Agency	CE, RoHS	CE, RoHS
Supported operating systems	Windows® 10, 8, 8.1 and 7	Windows® 10, 8, 8.1 and 7
Dimensions	2.53 x 1.25 x 0.64 in. (64 x 32 x 16 mm)	2.6 x 1.0 x 0.6 in. (67 x 26 x 15 mm)
Recommended applications	Computer with a USB port, communicating via Modbus® RTU or EZ-ZONE standard bus	Computer with a USB port, communicating via Modbus® TCP or standard bus over Ethernet (F4T)

Converters	Description
<b>0847-0326-0000</b>	USB to 485, screw terminals
<b>0847-0400-0000</b>	USB to Ethernet, RJ45 female

# Accessories

## Combined Branch Protection and Semiconductor Fusing

To meet national and local electrical code requirements for branch circuit protection and to protect solid state power controllers, such as Watlow's DIN-A-MITE®, a DFJ fuse is recommended. Watlow offers fast-acting DFJ fuses and holders in amperage ratings covering the range of load currents appropriate for use with the entire DIN-A-MITE power controller and EZ-ZONE ST integrated controller families.

DFJ fuses protect personnel from injury, protect equipment from damage and are required to minimize damage in the event of a short circuit and achieve short circuit current ratings for Watlow DIN-A-MITE power controllers and EZ-ZONE ST controllers.



### Features and Benefits

#### Combination semiconductor and branch circuit protection

- Fulfills electrical code requirements for branch circuit protection
- Provides protection required for short circuit rating (SCCR) of Watlow products up to 200kA
- Protects valuable semiconductor-based power controllers from damage in the event of a shorted heater
- Simplifies cabinet design
- Reduces wiring time
- Reduces the number of components and cost

#### DIN-rail mount

- Ensures easy installation

#### Lockout/tagout

- Protects service personnel

#### Open fuse indicator

- Provides quick troubleshooting of blown fuses

## Combined Branch Protection and Semiconductor Fusing

### Fuse Selection Guide

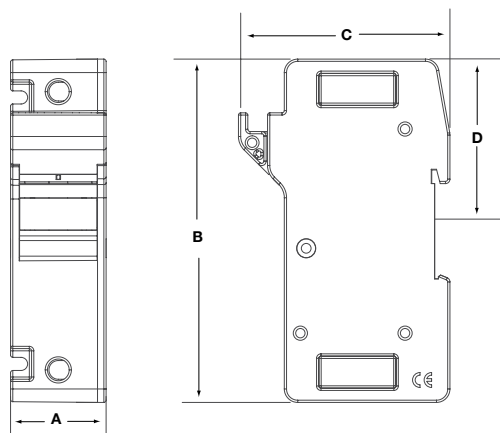
Use a DFJ fuse to protect both a branch circuit or power cable and the solid state power controller on the circuit with a single fuse.

1. Select a fuse with an amperage rating at least 125 percent of the connected load (or the next standard size above.)
2. Select a fuse with an  $I^2t$  rating not greater than the  $I^2t$  rating of the solid state power controller. See the specification sheet for the power controller to be protected for  $I^2t$  specification. See DFJ fuse  $I^2t$  below.
3. Use a Watlow recommended fuse. SCCR ratings for Watlow power controllers are only valid with Watlow recommended fuses and only up to 480VAC. For applications above 480VAC or products other than DIN-A-MITE or EZ-ZONE ST contact your Watlow representative.

Fuse Amp Rating	$I^2T$ up to 480V (A <sup>2</sup> Sec)	Watlow Part Number	Bussman <sup>®</sup> Equivalent Fuse Part Number	Watlow Single Fuse Holder Part Number	Bussman <sup>®</sup> Holder Equivalent Part Number	Holder Dimensions (in.)			
						A	B	C	D
20	151	0808-0325-0020	DFJ-20	0808-0326-1530	CH30J1I	1.28	4.59	2.80	2.30
30	414	0808-0325-0030	DFJ-30	0808-0326-1530	CH30J1I	1.28	4.59	2.80	2.30
40	1080	0808-0325-0040	DFJ-40	0808-0326-3560	CH60J1I	1.58	4.88	2.80	2.50
50	2268	0808-0325-0050	DFJ-50	0808-0326-3560	CH60J1I	1.58	4.88	2.80	2.50
60	2909	0808-0325-0060	DFJ-60	0808-0326-3560	CH60J1I	1.58	4.88	2.80	2.50
80	3521	0808-0325-0080	DFJ-80	0808-0326-7010	J60100-1CR	1.95	6.28	2.28	1.5
100	7920	0808-0325-0100	DFJ-100	0808-0326-7010	J60100-1CR	1.95	6.28	2.28	1.5

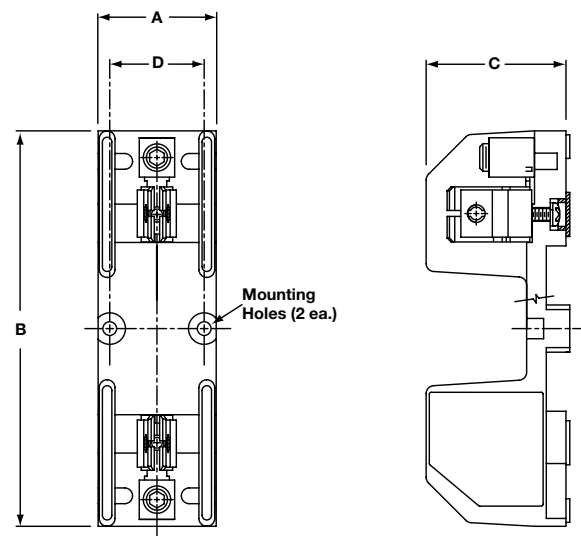
### Dimensional Drawings

#### 15 to 30 and 35 to 60 Amp Fuse Holders



Mounts on 35 mm DIN-rail (DIN EN 50022 35 x 7.5 mm)

#### 80 to 100 Amp Fuse Holder Panel Mount Only




Mounting holes: 0.22 in. (5.5 mm) dia. hole with 0.50 in. (12.7 mm) dia. x 0.27 in. (6.9 mm) deep counter sink bore

# Accessories

## Semiconductor Fuses

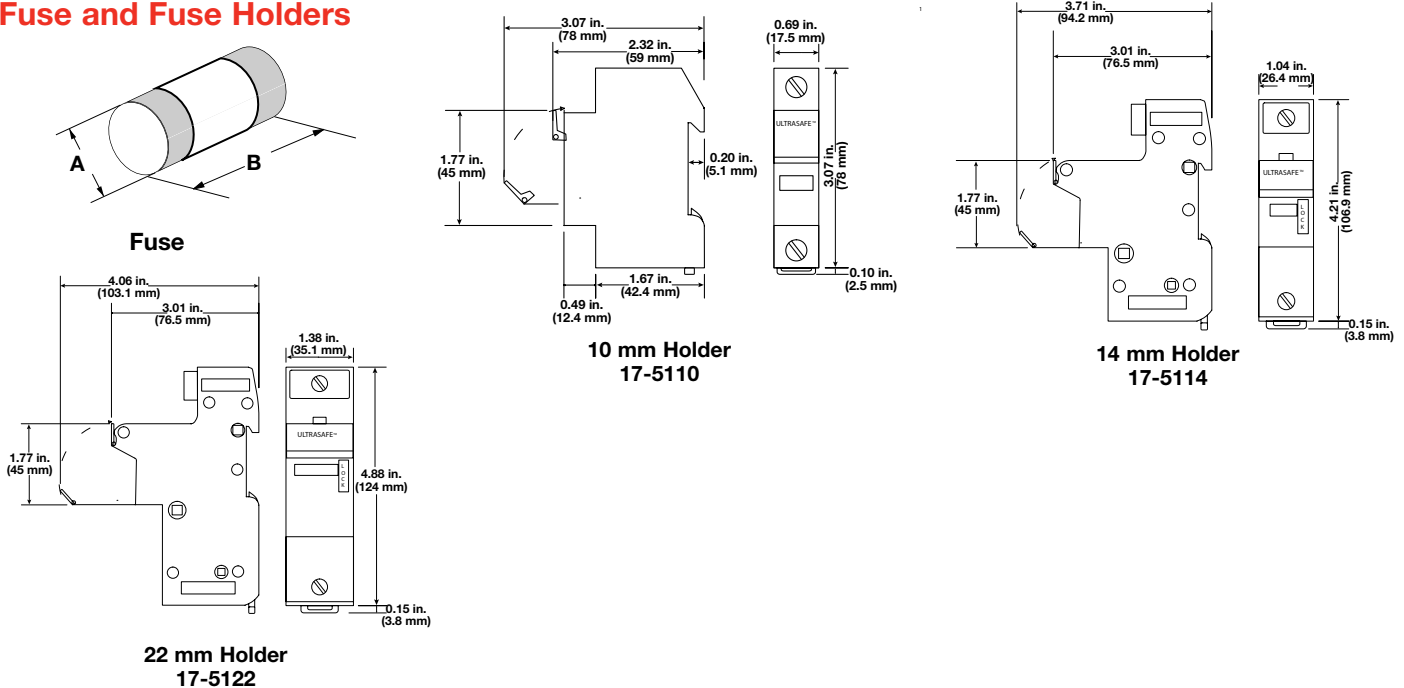
For protection of solid state power controllers, such as Watlow's DIN-A-MITE, a semiconductor fuse is recommended to protect the power controller and ensure long life. To safeguard power controllers, Watlow offers DIN-rail mount fuse holders and semiconductor fuses in various sizes to accommodate the entire DIN-A-MITE SCR power controller family and solid state relay products. These fuse holders feature lockout/tagout and open fuse indication.



Fuse						Fuse Holder	
Amp Rating	I <sup>2</sup> T (A <sup>2</sup> Sec)	Part Number	Dim. A mm	Dim. B mm	Weight gm	Part Number	Weight gm
12	120	17-8012	10	38.1	9.2	17-5110	53.8
20	260	17-8020	10	38.1	9.2	17-5110	53.8
25	390	17-8025	10	38.1	9.2	17-5110	53.8
32	150	17-8030	14	50.8	21.0	17-5114	119.4
40	980	17-8040	14	50.8	21.0	17-5114	119.4
50	1800	17-8050	14	50.8	21.0	17-5114	119.4
63	2700	17-8063	22	58.0	53.1	17-5122	229.4
80	5100	17-8080	22	58.0	53.4	17-5122	229.4
100	10,000	17-8100	22	58.0	53.4	17-5122	229.4

**Note:** All fuses should be rated at 125 percent of connected load or the next standard fuse size above 125 percent. Due to special cases such as cooler ambient or lower amperage loads, the connected load should be the determining factor. The semiconductor fuse I<sup>2</sup>t rating must not exceed the SCR I<sup>2</sup>t rating. These fuses are classified as supplemental protection for semiconductor devices. They are not approved for branch circuit protection.

### Fuse and Fuse Holders





## Current Transformers

A current transformer (CT) provides a signal that is proportional to and isolated from the load that passes through it. The signal from the CT can be measured by a temperature or power controller. The value from that measurement may be used to trigger an alarm, detect an open heater or a shorted SSR, or to indicate the current. Choose the model that provides a measurable output for the planned load current.

To order, simply identify the desired part number. Contact your Watlow representative for availability.

Part No.	Current Ratio
<b>Current Transformer</b>	
<b>16-0246</b> <sup>①</sup>	50 amp: 50mA
<b>16-0008</b> <sup>②</sup>	75 amp: 5 amp
<b>16-0044</b>	100 amp: 5 amp
<b>16-0072</b>	125 amp: 5 amp
<b>16-0008</b>	150 amp: 5 amp
<b>16-0045</b>	200 amp: 5 amp
<b>16-0073</b>	300 amp: 5 amp
<b>0004-0286-0400</b>	400 amp: 5 amp
<b>0004-0286-0500</b>	500 amp: 5 amp
<b>0004-0286-0600</b>	600 amp: 5 amp
<b>0004-0286-0800</b>	800 amp: 5 amp
<b>0004-0286-1000</b>	1000 amp: 5 amp
<b>Interstage Transformer</b>	
<b>16-0176</b>	5 amp: 20mA

**Note:** An interstage transformer (part no. 16-0176) is required with any current transformer rated 75 amps or above.

<sup>①</sup> Supercedes part numbers 16-0230, 16-0231, 16-0232, 16-0233.

<sup>②</sup> Use 2-wire passes through the current transformer 16-0008 for 75 amp applications.

# Accessories

## Panel Mount Adapter Plates

Panel mount adapter plates provide a convenient, cost saving solution to modify existing control panels. Available in a variety of DIN sizes, adapter plates make changing out old, larger size temperature controllers with more sophisticated, compact controllers easy. Simply complete the build-a-part with the specifications you require.

### Ordering Information

#### Part Number

① ② ③ ④	⑤	⑥ ⑦ ⑧	⑨ ⑩ ⑪	⑫
<b>0216</b>	<b>0</b>	<b>Adapter Plate &amp; Config.</b>	<b>P00</b>	<b>Finish</b>

#### ⑥ ⑦ ⑧ Adapter Plate Size and Configuration

920 =	1/2 DIN to 1/4 DIN
865 =	1/4 DIN to 1/8 DIN
866 =	1/4 DIN to 1/16 DIN
895 =	1/4 DIN to 1/32 DIN
867 =	1/8 DIN to 1/16 DIN
897* =	Vertical 1/8 DIN to horizontal 1/32 DIN
899* =	Horizontal 1/8 DIN to horizontal 1/32 DIN
900 =	1/16 DIN to 1/32 DIN

\* Available in black anodized only

#### ⑫ Finish

2 =	Black anodize
3 =	Stainless steel

## Arc Suppression and EMI Filters

### Noise Suppression Devices

These devices protect controller outputs from damage that can be caused by voltage spikes from inductive loads.

Part No.	Description
<b>0802-0273-0000</b>	MOV, 150VAC, 20 joule
<b>0802-0266-0000</b>	MOV, 275VAC, 15 joule
<b>0804-0147-0000</b>	Quencharc®(250VAC max.)

### CE Filters for DIN-A-MITE Products

These filters are required for DIN-A-MITE power controllers to conform with CE conducted emissions standards.

Part No.	Description	Stocked
<b>14-0019</b>	Single-phase, parallel connected filter	Yes
<b>14-0020</b>	Three-phase, parallel connected filter	Yes

# Accessories

## Power Supplies

Watlow's series of Class 2, low-profile DIN rail-mount power supplies, only 2.2 inches deep, are ideal for shallow enclosure installations commonly used in building automation and security applications.

The DSP series supplies are available with nominal outputs from 20 to 28 volts and power levels ranging from 31 to 91 watts in three package sizes. Load regulation is less than 1 percent from no load to full load, with ripple and noise below 50 millivolts. To compensate for cable voltage drops, output voltage can be adjusted from the front panel and colored LED indicators immediately confirm the output status.

### Features and Benefits

#### Low 2.2 inch profile

- Fits into wall-mounted cabinets

#### Wide range AC

- Enables global use with no input selector switches

#### Convection cooled

- Eliminates the need for a system fan

#### Class II double insulation

- Offers impeccable protection

#### DIN-rail or chassis mount

- Adapts easily to different mounting configurations

#### Adjustable voltage output

- Fine tune output voltage from 24 to 28VDC



# Accessories

## Power Supplies

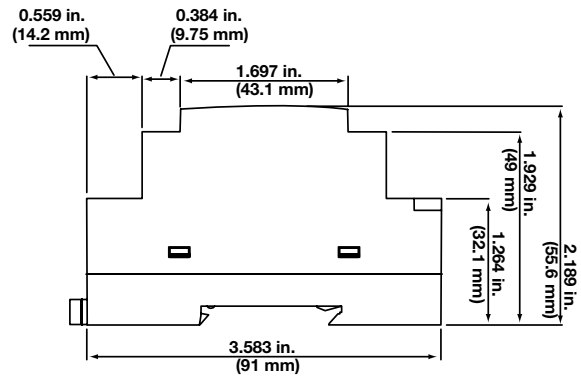
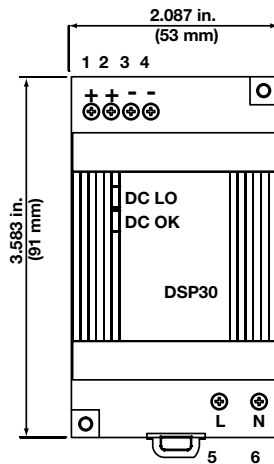
Items/Model Number	DSP30	DSP60	DSP100
<b>Watlow Part Number</b>	<b>0847-0299-0000</b>	<b>0847-0300-0000</b>	<b>0847-0301-0000</b>
<b>AC Input Voltage Range</b>	90-264VAC, Class II double insulated (no ground connection required)	Same	Same
<b>Input Frequency</b>	47-63Hz	Same	Same
<b>DC Input Voltage Range</b>	120-370VDC	Same	Same
<b>Inrush current (115/230VAC)</b>	25/50A	30/60A	30/60A
<b>Power Factor and Flicker</b>	Meets EN 61000-3-2, EN 61000-3-3	Same	Same
<b>Output Voltage</b>	24V	Same	Same
<b>Voltage Adjust</b>	24-28V	Same	Same
<b>Current</b>	1.30A	2.50A	4.20A
<b>Power</b>	31.2 W	60.0 W	100.8 W
<b>Typical Efficiency</b>	83%	86%	85%
<b>Hold Up Time (115VAC)</b>	25ms	12ms	10ms
<b>UL® 1310 Class 2</b>	Yes	Yes	—
<b>Output Voltage Accuracy</b>	±1% of nominal	Same	Same
<b>Line Regulation</b>	1%	Same	Same
<b>Load Regulation</b>	1%	Same	Same
<b>Ripple and Noise (20MHz BW) mV</b>	50mV	Same	Same
<b>Overcurrent</b>	110-160%, fold	Same	Same
<b>Protection (Type)</b>	Forward under short circuit (DSP100-24/C2 102-108)	Same	Same
<b>Overvoltage Protection (Volts)</b>	120-145%	Same	Same
<b>Hold Up Time (115VAC input)</b>	See model selector	Same	Same
<b>LED Indicators</b>	Green LED = On, Red LED = DC output low	Same	Same
<b>Operating Temperature</b>	-25 to +71°C (derate linearly 2.5%/°C from 55 to 71°C)	Same	Same
<b>Temperature Coefficient</b>	±0.02%/°C	Same	Same
<b>Operating Humidity</b>	20 – 95% RH (non condensing)	Same	Same
<b>Cooling</b>	Convection	Same	Same
<b>Withstand Voltage</b>	Input to output 3kVAC for 1 min.	Same	Same
<b>Isolation Resistance</b>	>100M at 25°C & 70% RH, output to ground 500VDC	Same	Same
<b>Vibration (Operating)</b>	IEC 60068-2-6 (Mounting by rail: random wave, 10-500 Hz, 2G, ea. along X, Y, Z axes 10 min/cycle, 60 min.)	Same	Same
<b>Shock (Operating)</b>	IEC 60068-2-27 (Half sine wave, 4G, 22ms, 3 axes, 6 faces, 3 times for each face)	Same	Same
<b>Safety Agency Approvals</b>	UL®1310 Class 2, UL®60950-1, CE	Same	Same
<b>Immunity</b>	EN 61000-4-2, -3, -4, -5, -6, -8 and -11	Same	Same
<b>Conducted and Radiated EMI</b>	DSP10: EN 55022 Class B; DSP30-100: EN 55022 Class A	Same	Same
<b>Weight (Typ) g</b>	200	250	320
<b>Size (W x H x D) in.</b>	2.09 x 3.58 x 2.19	2.8 x 3.58 x 2.19	3.54 x 3.58 x 2.19
<b>Case Material</b>	Plastic	Same	Same
<b>Warranty Years</b>	2	Same	Same

# Accessories

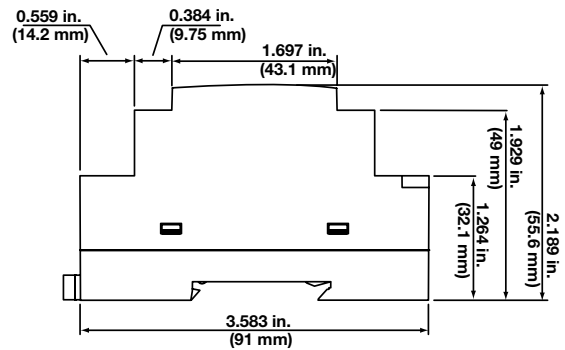
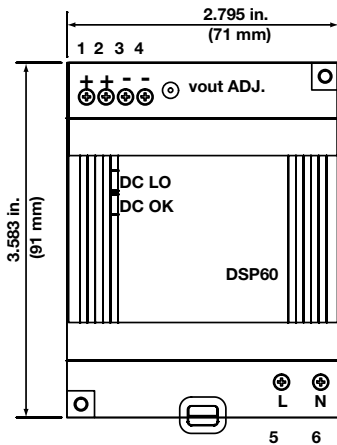
## Power Supplies

### Dimensional Drawings

DSP30



DSP60



DSP100

