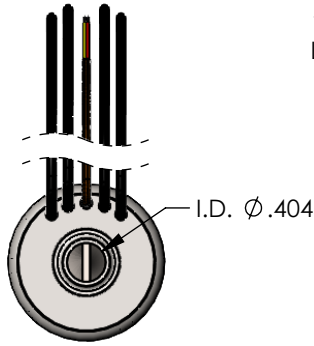


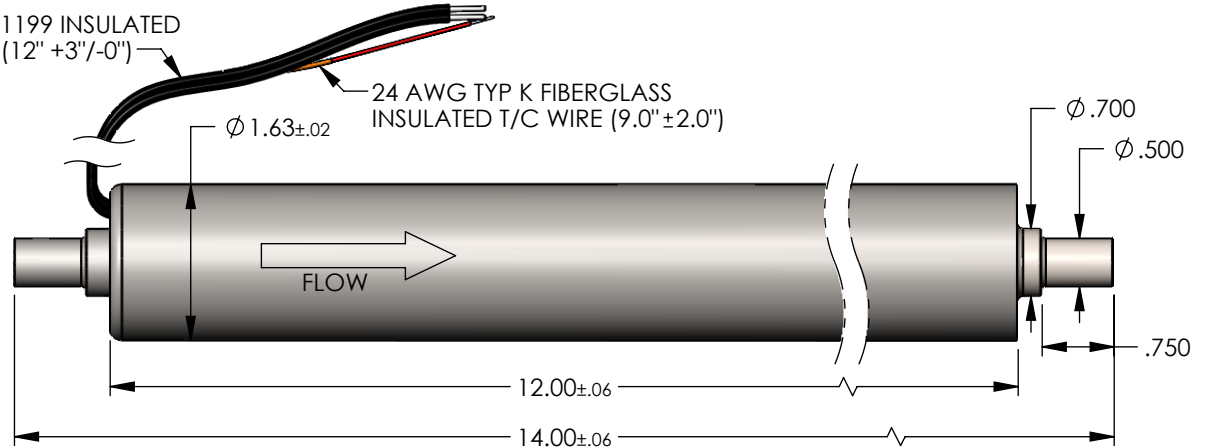
REVISION HISTORY				
REV.	ECO#	DESCRIPTION	DATE	BY
-		Initial Release	4/11/2019	MPL

Heater Orientation
Must Be Vertical (Upwards Flow)

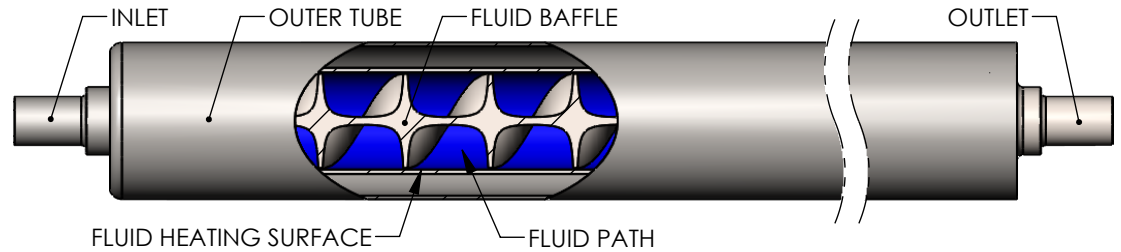


18 AWG UL1199 INSULATED LEAD WIRE (12" +3'/-0")

24 AWG TYP K FIBERGLASS INSULATED T/C WIRE (9.0" ±2.0")



HEATER SPECIFICATIONS	
Voltage:	120/240 Volts
Heater Circuits:	2 Circuits
Wattage:	2000/8000 Watts +5%/-10% @ 20 °C
Heated Surface Watt Density:	245 W/in ² @ 240V
Temperature Sensor:	Type K Thermocouple
Thermocouple Wire:	24 Gauge, Solid Wire
Thermocouple Wire Length:	9 inches ± 2"
Thermocouple Location:	Outlet End of Heater
Lead Wire:	18 AWG, 7/26 Stranded, UL 1199
Lead Wire Insulation:	PTFE
Lead Wire Max Temp:	200°C Max
Lead Length:	12 inches +3'/-0"
Max Heater Temperature:	350°C
Max Process Temperature:	Dependent on Fluid & Flow Rates
Pressure Drop:	Dependent on Fluid & Flow Rates
Max Pressure:	150 PSI
Dielectric Rating:	1,250 VAC, 5 sec at 20°C
Agency Recognition:	UL, CE, RoHS
Wetted Material:	AISI 304, 316, 316L, 444
Outer Tube Material:	Stainless Steel
Approximate Heater Weight:	2.0 lbs



UNLESS OTHERWISE SPECIFIED, DIMENSIONS ARE IN INCHES & (MILLIMETERS) PER ASME Y14.5M-1994. TOLERANCES: FRACTIONS ±1/16" .X ±0.1" .XX ± 0.01" & [X] ± 0.3mm .XXX ± 0.005" & [XX] ± 0.13mm .XXXX ± 0.0005" & [XXX] ± 0.013mm ANGLES ±0.5°	DWN:	MPL	03/12/2019
	CHK:		
	ENG:		
	MFG:		
CONFIDENTIAL: This drawing and all information associated therewith may contain the confidential information of Watlow, or its customers or suppliers, which is subject to patent, trademark, copyright, or trade secret protection. Neither this drawing or the information associated therewith should be reproduced, used, or disclosed to others without the prior written permission of Watlow. Copyright 2004 Watlow Electric Manufacturing Co. All rights reserved.	QA:		
	PUR:		
	<p>THIRD ANGLE PROJECTION</p>		
PART NO.			

		12001 Lackland Road St. Louis, MO 63146 www.watlow.com	
		TITLE	
<p align="center">FLUENT 1.625" DIAMETER 12" OP TUBE 120/240V, 2000/8000W</p>			
SIZE	DWG. NO.	REV	
A	2048-7108 Customer	-	
SCALE	WEIGHT	SHEET	
1:2		1 OF 1	