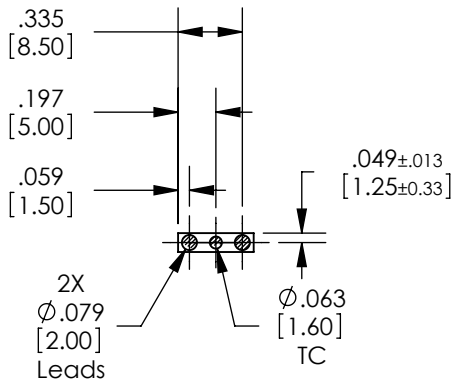
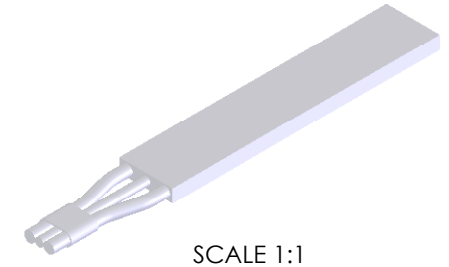
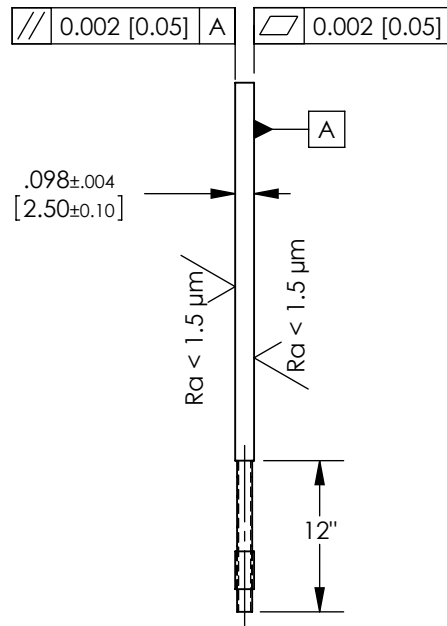
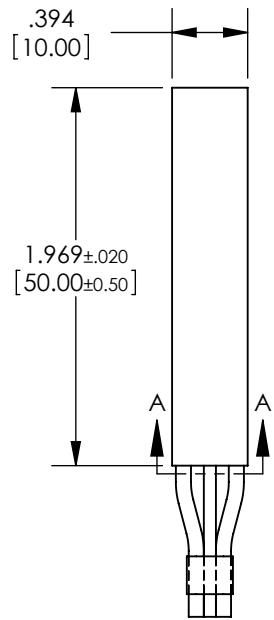


REVISION HISTORY				
REV.	ECO#	DESCRIPTION	DATE	BY
1		18=>20 AWG Lead	09/20/07	YW



SECTION A-A

- Note:
1. Voltage: 240 V
 2. Power: 775 Watt (nominal)
 3. Resistance: 74.3 ± 18.6 ohm
 4. Maximum temperature: 400C
 5. Temperature sensor: Type K Thermocouple
 6. Lead: 20 gauge 12" long teflon insulated Ag plated Cu wire.

UNLESS OTHERWISE SPECIFIED, DIMENSIONS ARE IN INCHES PER ASME Y14.5M-1994.
 TOLERANCES:
 X = ±0.1 XX = ±0.1
 .XXX = ±0.005 .XXX = ±0.005
 ANGLES = ±0.5° FRACTIONS = ±1/16
 METRIC TOLERANCES:
 [X] ± .3 mm
 [XX] ± .13 mm
 [XXX] ± .013 mm

CONFIDENTIAL: This drawing and all information associated therewith may contain the confidential information of Watlow, or its customers or suppliers, which is subject to patent, trademark, copyright, or trade secret protection. Neither this drawing or the information associated therewith should be reproduced, used, or disclosed to others without the prior written permission of Watlow. Copyright 2007 Watlow Electric Manufacturing Co. All rights reserved.

FINISH	
MATERIAL	AIN
CUSTOMER	Watlow Sales

DWN:	YW	06/30/06
CHK:		
ENG:		
MFG:		
QA:		
PUR:		
 THIRD ANGLE PROJECTION		
CAD/REF. NO.		

909 Horan Drive Fenton, MO 63026 Phone 636-349-5123 Fax 636-349-5352		
ULTRAMIC 600 Advanced Ceramic Heater Part # CER-1-01-00004 (Customer)		
SIZE	DWG. NO.	REV
A	CER-1-01-00004_Customer	1
SCALE	WEIGHT	SHEET
1:1		1 OF 1