

Accessories

Product	Description	Page
EZ-ZONE® RUI and Gateway	Remote user interface and communications device	387
Serial Converters	Devices that bridge between serial networks	388
Combined Branch and Semiconductor Fuses	Provide required protection for short circuit current rating (SCCR) and meet electrical code for branch circuit protection	390
Semiconductor Fuses	Disconnect power from loads to protect people and property in case of a failure	392
Current Transformers	Detect and measure load currents	393
Panel Mount Adapter Plates	Provide convenient, cost saving way to replace large old controllers with new, modern smaller models in existing control panels	394
Arc Suppression and EMI Filters	Protect controller outputs and reduce noise emissions	394
Power Supplies	UL® Class 2 power supplies for controllers that require DC power	395





Accessories

EZ-ZONE® RUI and Gateway

The EZ-ZONE® Remote User Interface (RUI and communications gateway) can be utilized as a communication gateway device to save cost, space and wiring when digital communications is being used with two or more EZ-ZONE controllers. The EZ-ZONE RUI can also serve as a display for showing all parameter values for up to 16 EZ-ZONE controllers, again saving cost, space and wiring expenses.

Indicator Features and Benefits—Remote User Interface (RUI)

Single user interface device or location to access multiple controllers

- Easy accessibility to all controllers and all parameters from a central location by using one RUI display
- Reduces component material costs by using a single RUI to display multiple control zones
- Eliminates cost and complexity from bringing all controller related input and output wiring to the front panel

Flexible use of a display interface

- Can be used when needed during normal machine production, for OEM prototype design purposes or for remote troubleshooting scenarios
- Ability to use more than one RUI indicator to display additional data including temperature and current (ammeter) to improve user system interface

Communications Gateway Features and Benefits

A single RUI and gateway provides field bus access for up to 16 EZ-ZONE controllers

- Lowers solution cost when field bus communications is required for multiple loops

Expand communication protocols to all EZ-ZONE controllers

- Ability to utilize multiple communication protocols for different user preferences. Flex between different communication protocols while still maintaining a reduced level of inventory



Delivers multiple communication protocol options

- Ability to connect EZ-ZONE controllers to communication networks utilizing
 - Modbus® RTU
 - DeviceNet™
 - EtherNet/IP™
 - Modbus® TCP
 - PROFIBUS DP

Additional Features

EZ-ZONE P3T Armor Sealing System

- Complies with NEMA 4X, IP65 RUI
- Offers water and dust resistance, can be cleaned and washed down

EZ-KEY (RUI)

- Programmable EZ-Key is a functional key programmable by the user to perform simple one-touch operation of repetitive user activities

Compact package

- Reduces required panel size for 1/16 DIN
- Utilizes less depth behind panel allowing for mounting in tight spaces

Touch-safe package

- Complies with IP2X which increases safety for user

Agency approvals: UL®, CSA, CE, RoHS, W.E.E.E.

- Meets applications requiring agency approvals

For detailed product and ordering information, see the full EZ-ZONE RUI and Gateway product section located on pages 351 through 354.

Accessories

Serial Converters

Laptop and personal computers include a variety of features including serial communications “COM” ports and Universal Serial Bus (USB) ports that allow them to communicate with other devices such as printers and digital cameras. Industrial and commercial devices such as process and temperature controllers often have EIA 485 communications interfaces (also known as RS-485) which cannot be directly connected to a typical computer. Watlow offers a series of serial converters that provide a simple and reliable solution to connecting these devices to computers.

These compact serial converters offer several features that make them ideal for use in applications in which Watlow controllers communicate with a computer via Modbus® RTU or EZ-ZONE® standard bus.

Features and Benefits

Adapts existing computer port to EIA 485

- Supports using computer software with industrial products
- Eliminates the need to add a serial communications card to the computer

USB connection to computer (0847-0326-0000)


- Adds a communications port to a computer with USB
- Automatically configures on Windows® 7, Vista, XP, ME, 2000 and 98
- Eliminates need for external power supply
- Includes cable

Screw terminals


- Connects to standard 485 network wiring with no need for additional components

Optical isolation (0830-0473-0005)

- Prevents ground loops that can disrupt or damage instruments that are not isolated



0847-0326-0000
USB to 485,
USB to Screw Terminals



0830-0473-0001
232 to 485, DB9 Female
to Screw Terminals



0830-0473-0005
232 to 485, Isolated,
DB9 Female to
Screw Terminals

Accessories

Serial Converters

Specifications

Specification	0847-0326-0000	0830-0473-0001	0830-0473-0005
Connection to computer	USB type A	DB-9, female	DB-9, female
Computer interface	USB 1.0, 1.1 and 2.0	Serial COM (232)	Serial COM (232)
Connection to serial network	Removable terminal block	Terminal block	Terminal block
Serial network	Half duplex 485 (2-wire)	Half duplex 485 (2-wire)	Full duplex (4-wire) or half duplex 485 (2-wire) ^①
Communication speed	300 to 921K baud	300 to 115.2K baud	300 to 115.2K baud
Echo jumper	No	No	Yes
Optical isolation: data-to-ground and computer-to-network	None	None	1500V RMS 1 minute
Port powered	Yes	Yes, when computer's handshake lines are powered	232 side requires power from computer's handshake lines
Cable length	39 in. (1 m)	No cable	No cable
External power supply	Not needed	Required for computers without powered handshake lines	Required for 485 side
Agency	CE, RoHS	CE, RoHS	CE, RoHS
Supported operating systems	Windows® 7, Vista, XP, ME, 2000 and 98	No software required	No software required
Dimensions	2.53 x 1.25 x 0.64 in. (64 x 32 x 16 mm)	3.50 x 1.34 x 0.67 in. (89 x 34 x 17 mm)	3.20 x 2.10 x 0.64 in. (81 x 53 x 16 mm)
Recommended applications	Computer with a USB port, communicating via Modbus® RTU or EZ-ZONE standard bus	Computer with a DB-9 male 232 serial port, communicating via Modbus® RTU or EZ-ZONE standard bus	Computer with a DB-9 male 232 serial port, communicating via Modbus® RTU or EZ-ZONE standard bus

^①Half duplex operation (2-wire) requires connection of -Tx and -Rx and +Tx and +Rx in external cable.

Converters	Description
0847-0326-0000	USB to 485, USB to screw terminals
0830-0473-0001*	232 to 485, DB9 female to screw terminals
0830-0473-0005*	232 to 485, isolated, DB9 female to screw terminals

Accessories	Description
0830-0473-0003	6-foot serial communications cable, DB9 male to DB9 female
0830-0473-0002	Power supply (110-120VAC input, 12VDC output)
0830-0473-0004	Power supply (210-240VAC input, 12VDC output)

*The isolated 232 to 485 converter and any 232 to 485 converter used with a computer (particularly a laptop) that does not provide power to the converter, requires a power supply.

Accessories

Combined Branch Protection and Semiconductor Fusing

To meet national and local electrical code requirements for branch circuit protection and to protect solid state power controllers, such as Watlow's DIN-A-MITE®, a DFJ fuse is recommended. Watlow offers fast-acting DFJ fuses and holders in amperage ratings covering the range of load currents appropriate for use with the entire DIN-A-MITE power controller and EZ-ZONE® ST integrated controller families.

DFJ fuses protect personnel from injury, protect equipment from damage and are required to minimize damage in the event of a short circuit and achieve short circuit current ratings for Watlow DIN-A-MITE power controllers and EZ-ZONE ST controllers.



Features and Benefits

Combination semiconductor and branch circuit protection

- Fulfills electrical code requirements for branch circuit protection
- Provides protection required for short circuit rating (SCCR) of Watlow products up to 200kA
- Protects valuable semiconductor-based power controllers from damage in the event of a shorted heater
- Simplifies cabinet design
- Reduces wiring time
- Reduces number of components and cost

DIN-rail mount

- Ensures easy installation

Lockout/tagout

- Protects service personnel

Open fuse indicator

- Provides quick troubleshooting of blown fuses

Accessories

Combined Branch Protection and Semiconductor Fusing

Fuse Selection Guide

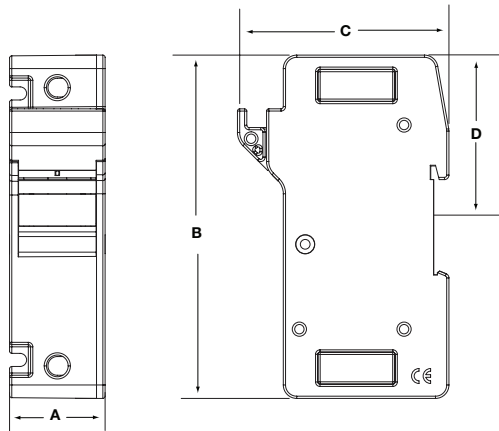
Use a DFJ fuse to protect both a branch circuit or power cable and the solid state power controller on the circuit with a single fuse.

1. Select a fuse with an amperage rating at least 125 percent of the connected load (or the next standard size above.)
2. Select a fuse with an I²t rating not greater than the I²t rating of the solid state power controller. See the specification sheet for the power controller to be protected for I²t specification. See DFJ fuse I²t below.
3. Use a Watlow recommended fuse. SCCR ratings for Watlow power controllers are only valid with Watlow recommended fuses and only up to 480VAC. For applications above 480VAC or products other than DIN-A-MITE or EZ-ZONE ST contact your Watlow representative.

Fuse Amp Rating	I ² T up to 480V (A ² Sec)	Watlow Part Number	Bussman Equivalent Fuse Part Number	Watlow Single Fuse Holder Part Number	Bussman Holder Equivalent Part Number	Holder Dimensions (in.)			
						A	B	C	D
20	151	0808-0325-0020	DFJ-20	0808-0326-1530	CH30J1I	1.28	4.59	2.80	2.30
30	414	0808-0325-0030	DFJ-30	0808-0326-1530	CH30J1I	1.28	4.59	2.80	2.30
40	1080	0808-0325-0040	DFJ-40	0808-0326-3560	CH60J1I	1.58	4.88	2.80	2.50
50	2268	0808-0325-0050	DFJ-50	0808-0326-3560	CH60J1I	1.58	4.88	2.80	2.50
60	2909	0808-0325-0060	DFJ-60	0808-0326-3560	CH60J1I	1.58	4.88	2.80	2.50
80	3521	0808-0325-0080	DFJ-80	0808-0326-7010	J60100-1CR	1.95	6.28	2.28	1.5
100	7920	0808-0325-0100	DFJ-100	0808-0326-7010	J60100-1CR	1.95	6.28	2.28	1.5

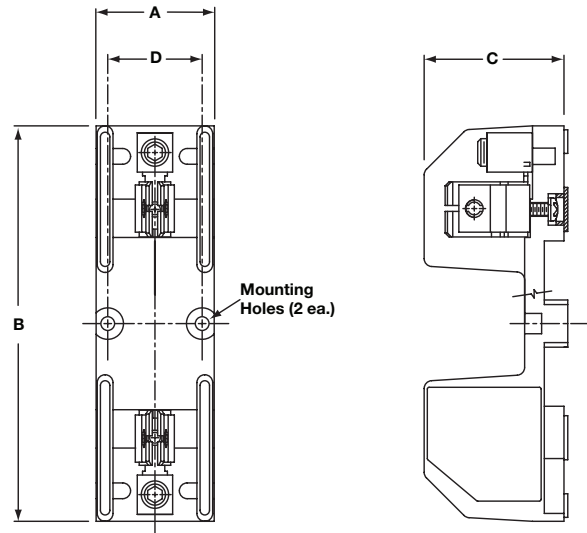
Dimensional Drawings

15 to 30 and 35 to 60 Amp Fuse Holders



Mounts on 35 mm DIN-rail (DIN EN 50022 35 x 7.5 mm)

80 to 100 Amp Fuse Holder Panel Mount Only



Mounting holes: 0.22 in. (5.5 mm) dia. hole with 0.50 in. (12.7 mm) dia. x 0.27 in. (6.9 mm) deep counter sink bore

Accessories

Semiconductor Fuses

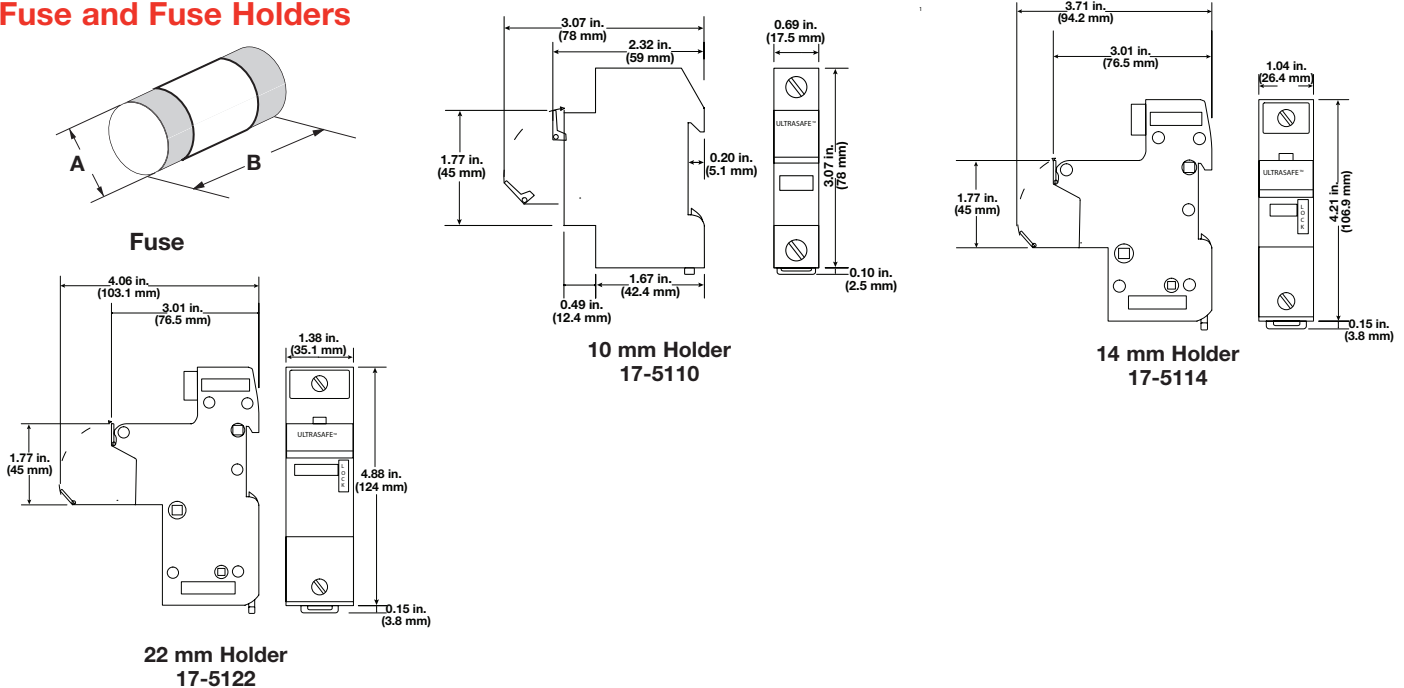
For protection of solid state power controllers, such as Watlow's DIN-A-MITE, a semiconductor fuse is recommended to protect the power controller and ensure long life. To safeguard power controllers, Watlow offers DIN-rail mount fuse holders and semiconductor fuses in various sizes to accommodate the entire DIN-A-MITE SCR power controller family and solid state relay products. These fuse holders feature lockout/tagout and open fuse indication.



Fuse						Fuse Holder	
Amp Rating	I ² T (A ² Sec)	Part Number	Dim. A mm	Dim. B mm	Weight gm	Part Number	Weight gm
12	120	17-8012	10	38.1	9.2	17-5110	53.8
20	260	17-8020	10	38.1	9.2	17-5110	53.8
25	390	17-8025	10	38.1	9.2	17-5110	53.8
32	150	17-8030	14	50.8	21.0	17-5114	119.4
40	980	17-8040	14	50.8	21.0	17-5114	119.4
50	1800	17-8050	14	50.8	21.0	17-5114	119.4
63	2700	17-8063	22	58.0	53.1	17-5122	229.4
80	5100	17-8080	22	58.0	53.4	17-5122	229.4
100	10,000	17-8100	22	58.0	53.4	17-5122	229.4

Note: All fuses should be rated at 125 percent of connected load or the next standard fuse size above 125 percent. Due to special cases such as cooler ambient or lower amperage loads, the connected load should be the determining factor. The semiconductor fuse I²t rating must not exceed the SCR I²t rating. These fuses are classified as supplemental protection for semiconductor devices. They are not approved for branch circuit protection.

Fuse and Fuse Holders



Accessories

Current Transformers

A current transformer (CT) provides a signal that is proportional to and isolated from the load that passes through it. The signal from the CT can be measured by a temperature or power controller. The value from that measurement may be used to trigger an alarm, detect an open heater or a shorted SSR, or to indicate the current. Choose the model that provides a measurable output for the planned load current.

To order, simply identify the desired part number. Contact your Watlow representative for availability.

Part No.	Current Ratio
Current Transformer	
16-0246 ^①	50 amp: 50mA
16-0008 ^②	75 amp: 5 amp
16-0044	100 amp: 5 amp
16-0072	125 amp: 5 amp
16-0008	150 amp: 5 amp
16-0045	200 amp: 5 amp
16-0073	300 amp: 5 amp
0004-0286-0400	400 amp: 5 amp
0004-0286-0500	500 amp: 5 amp
0004-0286-0600	600 amp: 5 amp
0004-0286-0800	800 amp: 5 amp
0004-0286-1000	1000 amp: 5 amp
Interstage Transformer	
16-0176	5 amp: 20mA

Note: An interstage transformer (part no. 16-0176) is required with any current transformer rated 75 amps or above.

^① Supercedes part numbers 16-0230, 16-0231, 16-0232, 16-0233.

^② Use 2-wire passes through the current transformer 16-0008 for 75 amp applications.

Accessories

Panel Mount Adapter Plates

Panel mount adapter plates provide a convenient, cost saving solution to modify existing control panels. Available in a variety of DIN sizes, adapter plates make changing out old, larger size temperature controllers with more sophisticated, compact controllers easy. Simply complete the build-a-part with the specifications you require.

Ordering Information

Part Number

① ② ③ ④	⑤	⑥ ⑦ ⑧	⑨ ⑩ ⑪	⑫
0216	0	Adapter Plate & Config.	P00	Finish

⑥ ⑦ ⑧ Adapter Plate Size and Configuration

920 =	1/2 DIN to 1/4 DIN
865 =	1/4 DIN to 1/8 DIN
866 =	1/4 DIN to 1/16 DIN
895 =	1/4 DIN to 1/32 DIN
867 =	1/8 DIN to 1/16 DIN
897* =	Vertical 1/8 DIN to horizontal 1/32 DIN
899* =	Horizontal 1/8 DIN to horizontal 1/32 DIN
900 =	1/16 DIN to 1/32 DIN

* Available in black anodized only

⑫ Finish

2 =	Black anodize
3 =	Stainless steel

Arc Suppression and EMI Filters

Noise Suppression Devices

These devices protect controller outputs from damage that can be caused by voltage spikes from inductive loads.

Part No.	Description
0802-0273-0000	MOV, 150VAC, 20 joule
0802-0266-0000	MOV, 275VAC, 15 joule
0804-0147-0000	Quencharc®(250VAC max.)

CE Filters for DIN-A-MITE Products

These filters are required for DIN-A-MITE power controllers to conform with CE conducted emissions standards.

Part No.	Description	Stocked
14-0019	Single-phase, parallel connected filter	Yes
14-0020	Three-phase, parallel connected filter	Yes

Accessories

Power Supplies

Watlow's series of Class 2, low-profile DIN rail-mount power supplies, only 2.2 inches deep, are ideal for shallow enclosure installations commonly used in building automation and security applications.

The DSP series supplies are available with nominal outputs from 20 to 28 volts and power levels ranging from 31 to 91 watts in three package sizes. Load regulation is less than 1 percent from no load to full load, with ripple and noise below 50 millivolts. To compensate for cable voltage drops, output voltage can be adjusted from the front panel and colored LED indicators immediately confirm the output status.

Features and Benefits

Low 2.2 Inch Profile

- Fits into wall mounted cabinets

Wide Range AC

- Enables global use with no input selector switches

Convection cooled

- Eliminates the need for a system fan

Class II Double Insulation

- Offers impeccable protection

DIN-rail or Chassis Mount

- Adapts easily to different mounting configurations

Adjustable Voltage Output

- Fine tune output voltage from 24 to 28VDC



Accessories

Power Supplies

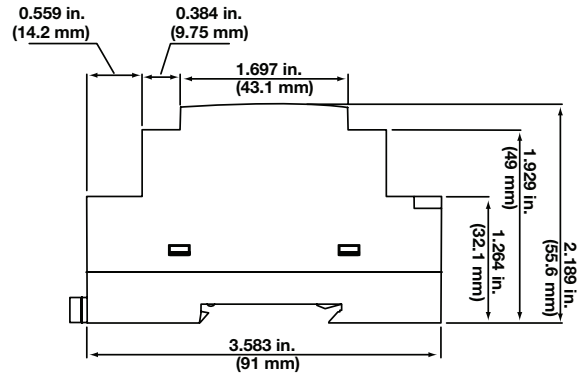
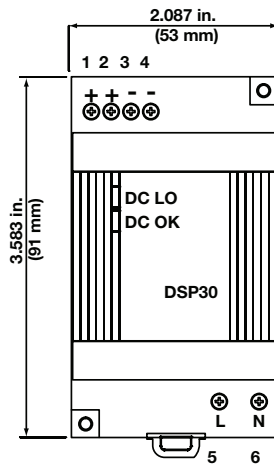
Items/Model Number	DSP30	DSP60	DSP100
Watlow Part Number	0847-0299-0000	0847-0300-0000	0847-0301-0000
AC Input Voltage Range	90-264VAC, Class II double insulated (no ground connection required)	Same	Same
Input Frequency	47-63Hz	Same	Same
DC Input Voltage Range	120-370VDC	Same	Same
Inrush current (115/230VAC)	25/50A	30/60A	30/60A
Power Factor and Flicker	Meets EN61000-3-2, EN61000-3-3	Same	Same
Output Voltage	24V	Same	Same
Voltage Adjust	24-28V	Same	Same
Current	1.30A	2.50A	4.20A
Power	31.2 W	60.0 W	100.8 W
Typical Efficiency	83%	86%	85%
Hold Up Time (115VAC)	25ms	12ms	10ms
UL® 1310 Class 2	Yes	Yes	—
Output Voltage Accuracy	±1% of Nominal	Same	Same
Line Regulation	1%	Same	Same
Load Regulation	1%	Same	Same
Ripple and Noise (20MHz BW) mV	50mV	Same	Same
Overcurrent	110-160%, fold	Same	Same
Protection (Type)	Forward under short circuit (DSP100-24/C2 102-108)	Same	Same
Overvoltage Protection (Volts)	120-145%	Same	Same
Hold Up Time (115VAC input)	See model selector	Same	Same
LED Indicators	Green LED = On, Red LED = DC output low	Same	Same
Operating Temperature	-25 to +71°C (derate linearly 2.5%/°C from 55 to 71°C)	Same	Same
Temperature Coefficient	±0.02%/°C	Same	Same
Operating Humidity	20 – 95% RH (non condensing)	Same	Same
Cooling	Convection	Same	Same
Withstand Voltage	Input to Output 3kVAC for 1 min.	Same	Same
Isolation Resistance	>100M at 25°C & 70% RH, output to Ground 500VDC	Same	Same
Vibration (Operating)	IEC 60068-2-6 (Mounting by rail: random wave, 10-500 Hz, 2G, ea. along X, Y, Z axes 10 min/cycle, 60 min.)	Same	Same
Shock (Operating)	IEC 60068-2-27 (Half sine wave, 4G, 22ms, 3 axes, 6 faces, 3 times for each face)	Same	Same
Safety Agency Approvals	UL1310 Class 2, UL60950-1, EN60950-1, CE	Same	Same
Immunity	EN61000-4-2, -3, -4, -5, -6, -8 and -11	Same	Same
Conducted and Radiated EMI	DSP10: EN55022 Class B; DSP30-100: EN55022 Class A	Same	Same
Weight (Typ) g	200	250	320
Size (W x H x D) in.	2.09 x 3.58 x 2.19	2.8 x 3.58 x 2.19	3.54 x 3.58 x 2.19
Case Material	Plastic	Same	Same
Warranty Years	2	Same	Same

Accessories

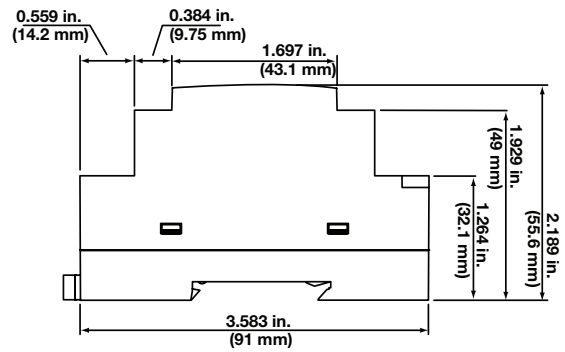
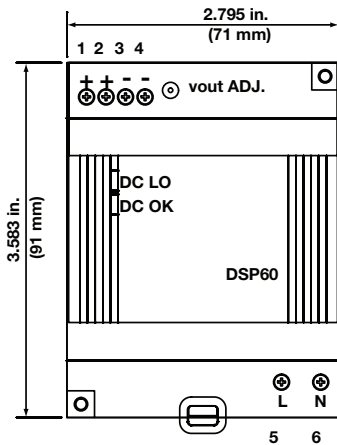
Power Supplies

Dimensional Drawings

DSP30



DSP60



DSP100

